













Type		V _{RRM}	I _{FAV} T _C = 55°C	I _{FSM}	I _p 10 ms ½ sine V _R ≤ 60% V _{RRM}	V _{TO}	r _T @ T _{JM}	T _{JM}	R _{thJC}		Fig. No.	Package style
Part No.	Old Part No.	V	A	A	A ² s	V	mΩ	°C	d.c. 180° sine K/W	120° Rect. K/W		Outlines on pages O-01...O-24
➤ New												
W0428RE250	WX171RE250	2500	428	5500	151 x 10 ³	0.926	0.739	150	0.13	0.15	W39	  
W0428RE280	WX171RE280	2800	428	5500	151 x 10 ³	0.926	0.739	150	0.13	0.15	W39	
W0428RE320	WX171RE320	3200	428	5500	151 x 10 ³	0.926	0.739	150	0.13	0.15	W39	
W0428RF250	WX171RF250	2500	428	5500	151 x 10 ³	0.926	0.739	150	0.13	0.15	W24	
W0428RF280	WX171RF280	2800	428	5500	151 x 10 ³	0.926	0.739	150	0.13	0.15	W24	
W0428RF320	WX171RF320	3200	428	5500	151 x 10 ³	0.926	0.739	150	0.13	0.15	W24	
W0428SE250	WX171SE250	2500	428	5500	151 x 10 ³	0.926	0.739	150	0.13	0.15	W39	
W0428SE280	WX171SE280	2800	428	5500	151 x 10 ³	0.926	0.739	150	0.13	0.15	W39	
W0428SE320	WX171SE320	3200	428	5500	151 x 10 ³	0.926	0.739	150	0.13	0.15	W39	
W0428SF250	WX171SF250	2500	428	5500	151 x 10 ³	0.926	0.739	150	0.13	0.15	W24	
W0428SF280	WX171SF280	2800	428	5500	151 x 10 ³	0.926	0.739	150	0.13	0.15	W24	
W0428SF320	WX171SF320	3200	428	5500	151 x 10 ³	0.926	0.739	150	0.13	0.15	W24	
W0438RC160	SW16PHR320	1600	438	4000	80 x 10 ³	1.000	0.830	180	0.15	0.16	W24	 <p>W23 Weight 250 g</p> 
W0438RC200	SW20PHR320	2000	438	4000	80 x 10 ³	1.000	0.830	180	0.15	0.16	W24	
W0438RC240	SW24PHR320	2400	438	4000	80 x 10 ³	1.000	0.830	180	0.15	0.16	W24	
W0438SC160	SW16PHN320	1600	438	4000	80 x 10 ³	1.000	0.830	180	0.15	0.16	W24	
W0438SC200	SW20PHN320	2000	438	4000	80 x 10 ³	1.000	0.830	180	0.15	0.16	W24	
W0438SC240	SW24PHN320	2400	438	4000	80 x 10 ³	1.000	0.830	180	0.15	0.16	W24	
W0438RD160	SW16HHR320	1600	438	4000	80 x 10 ³	1.000	0.830	180	0.15	0.16	W26	
W0438RD200	SW20HHR320	2000	438	4000	80 x 10 ³	1.000	0.830	180	0.15	0.16	W26	
W0438RD240	SW24HHR320	2400	438	4000	80 x 10 ³	1.000	0.830	180	0.15	0.16	W26	
W0438SD160	SW16HHN320	1600	438	4000	80 x 10 ³	1.000	0.830	180	0.15	0.16	W26	
W0438SD200	SW20HHN320	2000	438	4000	80 x 10 ³	1.000	0.830	180	0.15	0.16	W26	
W0438SD240	SW24HHN320	2400	438	4000	80 x 10 ³	1.000	0.830	180	0.15	0.16	W26	
W0503RC160	SW16PHR380	1600	503	5500	151 x 10 ³	0.990	0.740	180	0.13	0.14	W24	 <p>W24 Weight 250 g</p> 
W0503RC200	SW20PHR380	2000	503	5500	151 x 10 ³	0.990	0.740	180	0.13	0.14	W24	
W0503RC240	SW24PHR380	2400	503	5500	151 x 10 ³	0.990	0.740	180	0.13	0.14	W24	
W0503SC160	SW16PHN380	1600	503	5500	151 x 10 ³	0.990	0.740	180	0.13	0.14	W24	
W0503SC200	SW20PHN380	2000	503	5500	151 x 10 ³	0.990	0.740	180	0.13	0.14	W24	
W0503SC240	SW24PHN380	2400	503	5500	151 x 10 ³	0.990	0.740	180	0.13	0.14	W24	
W0503RD160	SW16HHR380	1600	503	5500	151 x 10 ³	0.990	0.740	180	0.13	0.14	W26	
W0503RD200	SW20HHR380	2000	503	5500	151 x 10 ³	0.990	0.740	180	0.13	0.14	W26	
W0503RD240	SW24HHR380	2400	503	5500	151 x 10 ³	0.990	0.740	180	0.13	0.14	W26	
W0503SD160	SW16HHN380	1600	503	5500	151 x 10 ³	0.990	0.740	180	0.13	0.14	W26	
W0503SD200	SW20HHN380	2000	503	5500	151 x 10 ³	0.990	0.740	180	0.13	0.14	W26	
W0503SD240	SW24HHN380	2400	503	5500	151 x 10 ³	0.990	0.740	180	0.13	0.14	W26	
W0508RA040	SW04PHR300	400	508	5500	151 x 10 ³	0.950	0.750	180	0.13	0.14	W23	 <p>W26 Weight 200 g</p> 
W0508RA120	SW12PHR300	1200	508	5500	151 x 10 ³	0.950	0.750	180	0.13	0.14	W23	
W0508RA150	SW15PHR300	1500	508	5500	151 x 10 ³	0.950	0.750	180	0.13	0.14	W23	
W0508SA040	SW04PHN300	400	508	5500	151 x 10 ³	0.950	0.750	180	0.13	0.14	W23	
W0508SA120	SW12PHN300	1200	508	5500	151 x 10 ³	0.950	0.750	180	0.13	0.14	W23	
W0508SA150	SW15PHN300	1500	508	5500	151 x 10 ³	0.950	0.750	180	0.13	0.14	W23	
W0508RB040	SW04HHR300	400	508	5500	151 x 10 ³	0.950	0.750	180	0.13	0.14	W27	
W0508RB120	SW12HHR300	1200	508	5500	151 x 10 ³	0.950	0.750	180	0.13	0.14	W27	
W0508RB150	SW15HHR300	1500	508	5500	151 x 10 ³	0.950	0.750	180	0.13	0.14	W27	
W0508SB040	SW04HHN300	400	508	5500	151 x 10 ³	0.950	0.750	180	0.13	0.14	W27	
W0508SB120	SW12HHN300	1200	508	5500	151 x 10 ³	0.950	0.750	180	0.13	0.14	W27	
W0508SB150	SW15HHN300	1500	508	5500	151 x 10 ³	0.950	0.750	180	0.13	0.14	W27	
W0628RA040	SW04PHR400	400	628	7500	280 x 10 ³	0.800	0.550	190	0.13	0.14	W23	 <p>W27 Weight 200 g</p> 
W0628RA120	SW12PHR400	1200	628	7500	280 x 10 ³	0.800	0.550	190	0.13	0.14	W23	
W0628RA150	SW15PHR400	1500	628	7500	280 x 10 ³	0.800	0.550	190	0.13	0.14	W23	
W0628SA040	SW04PHN400	400	628	7500	280 x 10 ³	0.800	0.550	190	0.13	0.14	W23	
W0628SA120	SW12PHN400	1200	628	7500	280 x 10 ³	0.800	0.550	190	0.13	0.14	W23	
W0628SA150	SW15PHN400	1500	628	7500	280 x 10 ³	0.800	0.550	190	0.13	0.14	W23	
W0628RB040	SW04HHR400	400	628	7500	280 x 10 ³	0.800	0.550	190	0.13	0.14	W27	
W0628RB120	SW12HHR400	1200	628	7500	280 x 10 ³	0.800	0.550	190	0.13	0.14	W27	
W0628RB150	SW15HHR400	1500	628	7500	280 x 10 ³	0.800	0.550	190	0.13	0.14	W27	
W0628SB040	SW04HHN400	400	628	7500	280 x 10 ³	0.800	0.550	190	0.13	0.14	W27	
W0628SB120	SW12HHN400	1200	628	7500	280 x 10 ³	0.800	0.550	190	0.13	0.14	W27	
W0628SB150	SW15HHN400	1500	628	7500	280 x 10 ³	0.800	0.550	190	0.13	0.14	W27	
W0735RA040	SW04PHR470	400	735	9000	405 x 10 ³	0.790	0.342	190	0.13	0.14	W23	 <p>W39 Weight 250 g</p>
W0735RA120	SW12PHR470	1200	735	9000	405 x 10 ³	0.790	0.342	190	0.13	0.14	W23	
W0735RA150	SW15PHR470	1500	735	9000	405 x 10 ³	0.790	0.342	190	0.13	0.14	W23	
W0735SA040	SW04PHN470	400	735	9000	405 x 10 ³	0.790	0.342	190	0.13	0.14	W23	
W0735SA120	SW12PHN470	1200	735	9000	405 x 10 ³	0.790	0.342	190	0.13	0.14	W23	
W0735SA150	SW15PHN470	1500	735	9000	405 x 10 ³	0.790	0.342	190	0.13	0.14	W23	
W0735RB040	SW04HHR470	400	735	9000	405 x 10 ³	0.790	0.342	190	0.13	0.14	W27	
W0735RB120	SW12HHR470	1200	735	9000	405 x 10 ³	0.790	0.342	190	0.13	0.14	W27	
W0735RB150	SW15HHR470	1500	735	9000	405 x 10 ³	0.790	0.342	190	0.13	0.14	W27	
W0735SB040	SW04HHN470	400	735	9000	405 x 10 ³	0.790	0.342	190	0.13	0.14	W27	
W0735SB120	SW12HHN470	1200	735	9000	405 x 10 ³	0.790	0.342	190	0.13	0.14	W27	
W0735SB150	SW15HHN470	1500	735	9000	405 x 10 ³	0.790	0.342	190	0.13	0.14	W27	