

2SK2759-01R

FUJI POWER MOSFET

N-CHANNEL SILICON POWER MOSFET

FAP-2S Series

Features

- High speed switching
- Low on-resistance
- No secondary breakdown
- Low driving power
- Avalanche-proof

Applications

- Switching regulators
- UPS (Uninterruptible Power Supply)
- DC-DC converters

Maximum ratings and characteristic Absolute maximum ratings

(Tc=25°C unless otherwise specified)

Item	Symbol	Ratings	Unit
Drain-source voltage	V _{DS}	500	V
Continuous drain current	I _D	±15	A
Pulsed drain current	I _{D(puls)}	±60	A
Gate-source voltage	V _{GS}	±35	V
Repetitive or non-repetitive	IAR *2	15	A
Maximum Avalanche Energy	EAS*1	108	mJ
Max. power dissipation	P _D	80	W
Operating and storage temperature range	T _{ch} T _{stg}	+150 -55 to +150	°C

*1 L=0.88mH, V_{CC}=50V *2 T_{ch}≥150°C

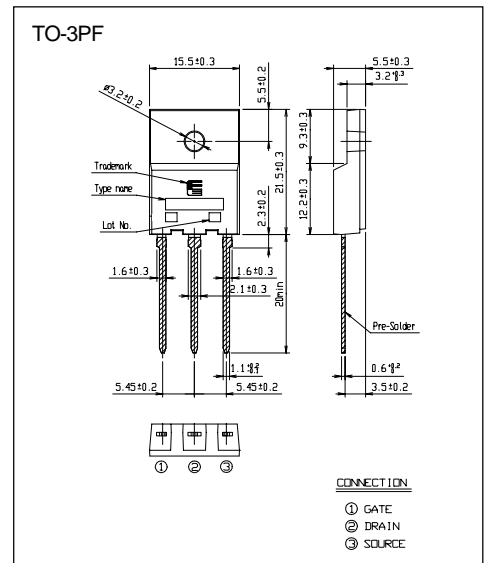
Electrical characteristics (Tc = 25°C unless otherwise specified)

Item	Symbol	Test Conditions	Min.	Typ.	Max.	Units
Drain-source breakdown voltage	V _{(BR)DSS}	I _D =1mA V _{GS} =0V	500			V
Gate threshold voltage	V _{GS(th)}	I _D =1mA V _{DS} =V _{GS}	3.5	4.0	4.5	V
Zero gate voltage drain current	I _{DSS}	V _{DS} =500V V _{GS} =0V		10	500	μA
		T _{ch} =25°C		0.2	1.0	mA
		T _{ch} =125°C				
Gate-source leakage current	I _{GSS}	V _{GS} =±35V V _{DS} =0V		10	100	nA
Drain-source on-state resistance	R _{DS(on)}	I _D =7.5A V _{GS} =10V		0.44	0.55	Ω
Forward transconductance	g _{fs}	I _D =7.5A V _{DS} =25V	4.5	9.0		S
Input capacitance	C _{iss}	V _{DS} =25V		1400	2100	pF
Output capacitance	C _{oss}	V _{GS} =0V		250	380	
Reverse transfer capacitance	C _{rss}	f=1MHz		110	170	
Turn-on time t _{on}	td(on)	V _{CC} =300V I _D =15A		30	50	ns
	t _r	V _{GS} =10V		110	170	
Turn-off time t _{off}	td(off)	R _{GS} =10Ω		90	140	
	t _f			55	90	
Avalanche capability	I _{AV}	L=100μH T _{ch} =25°C	15			A
Diode forward on-voltage	V _{SD}	I _F =2I _{DR} V _{GS} =0V T _{ch} =25°C		1.1	1.65	V
Reverse recovery time	t _{rr}	I _F =I _{DR} V _{GS} =0V		500		ns
Reverse recovery charge	Q _{rr}	-di/dt=100A/μs T _{ch} =25°C		8.0		μC

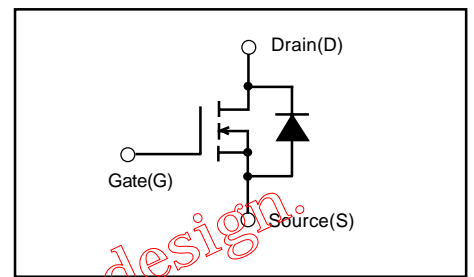
Thermal characteristics

Item	Symbol	Test Conditions	Min.	Typ.	Max.	Units
Thermal resistance	R _{th(ch-c)}	channel to case			1.56	°C/W
	R _{th(ch-a)}	channel to ambient			30.0	°C/W

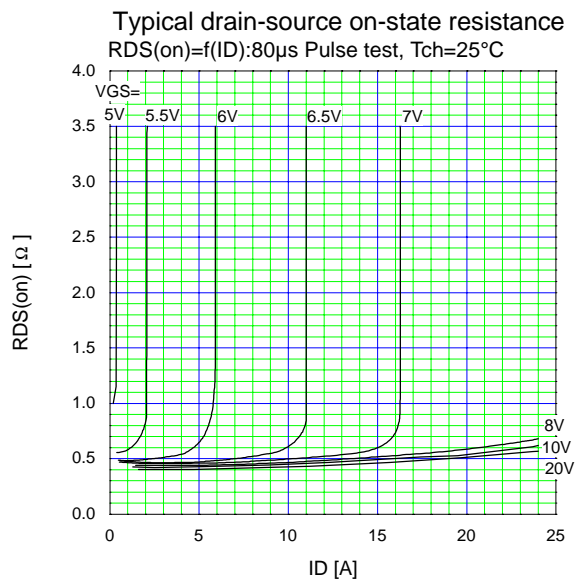
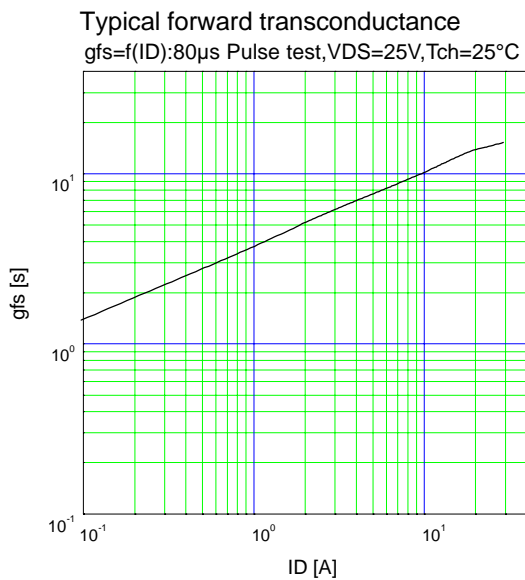
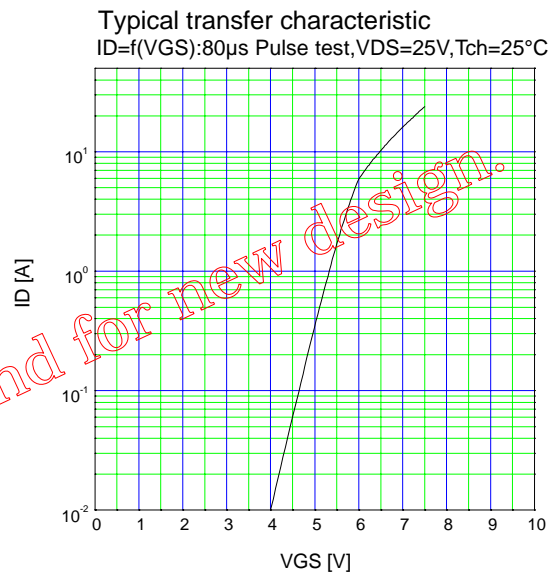
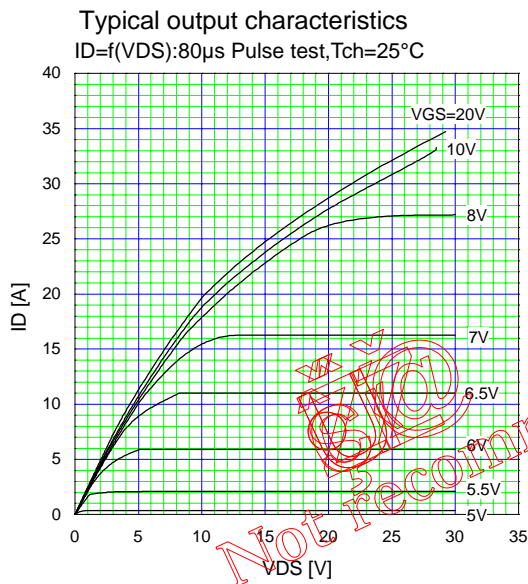
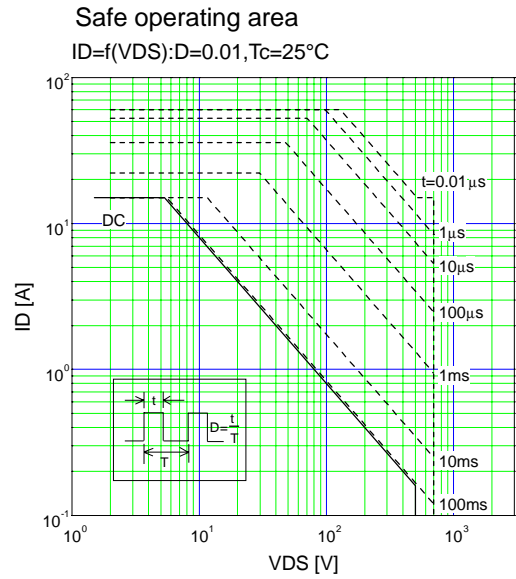
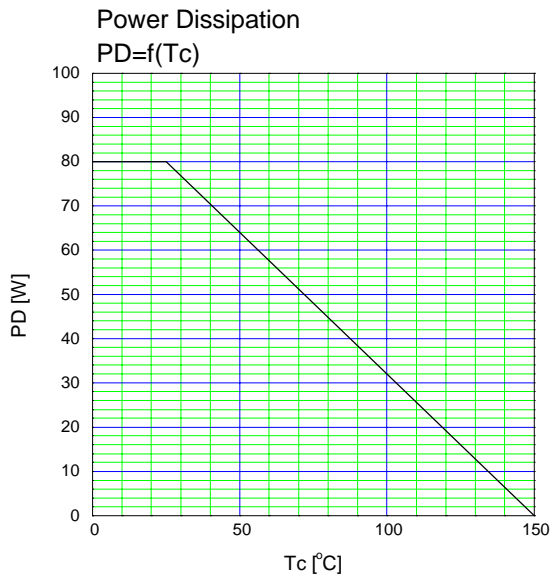
Outline Drawings



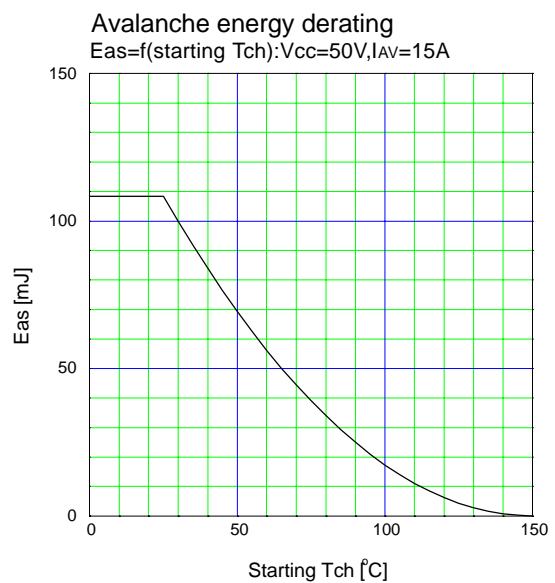
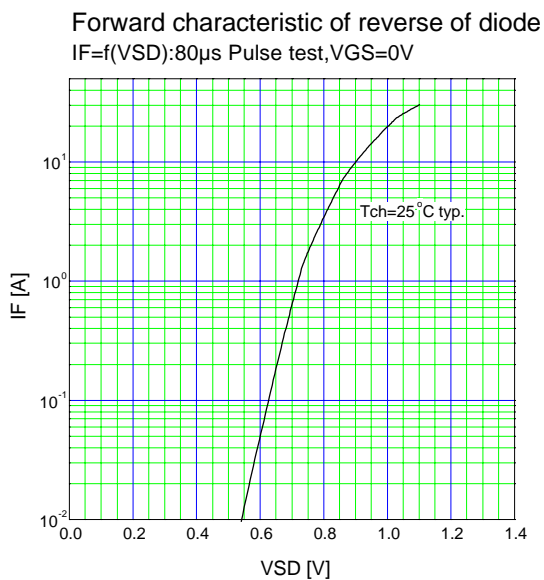
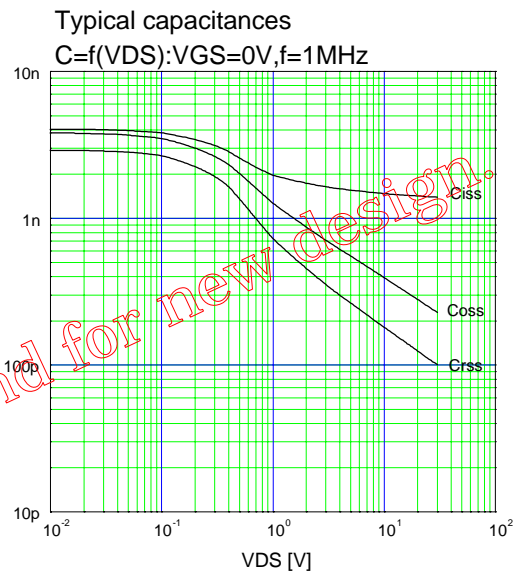
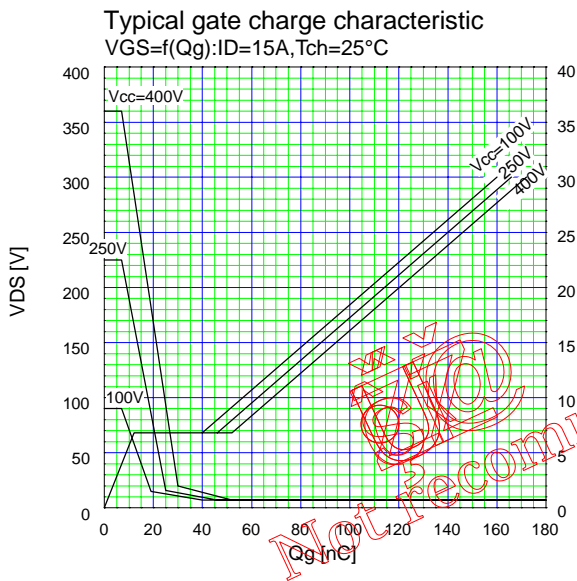
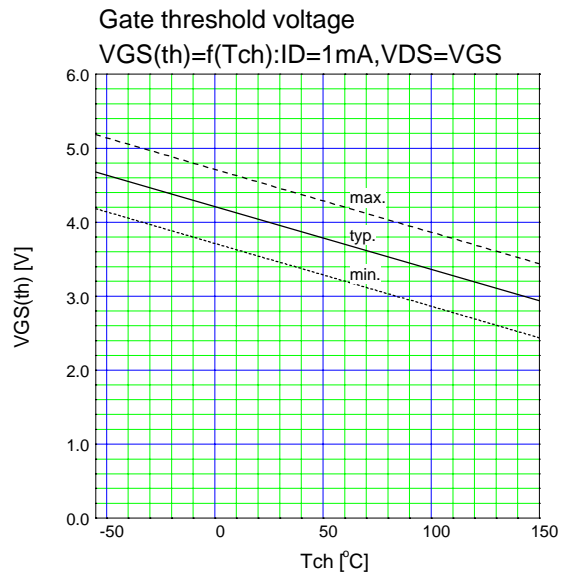
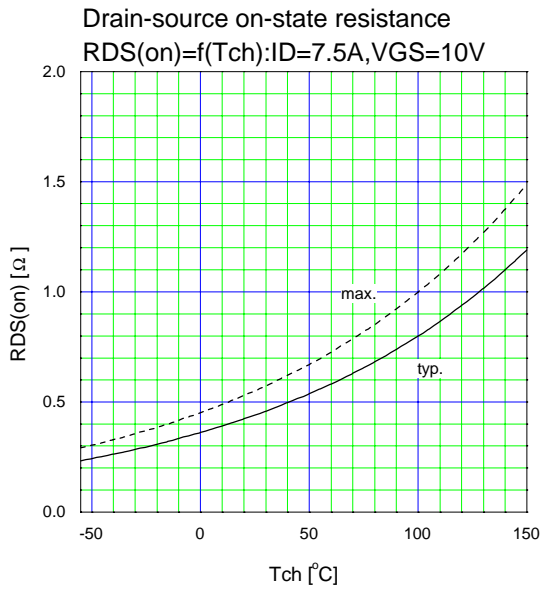
Equivalent circuit schematic

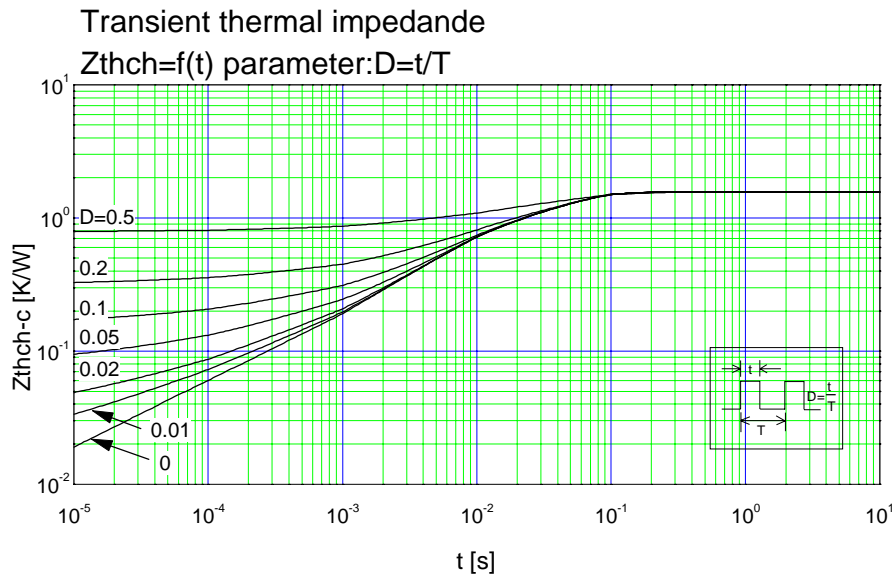


Characteristics



Not recommend for new design.






Not recommend for new design.