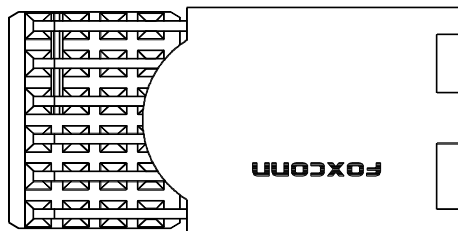


IDEAS GENERATED DRAWING, DON'T CHANGE BY HAND

REV.	ECN. NO.	APPD.
A	HCO37245	N.Hosegawa
B	BC05712504	JOHN CHOW
C	BC05747398	JOHN CHOW
D	BC06777246	JOHN CHOW
E	BC-08-7094215	L.C. WU



NOTES: UNLESS OTHERWISE SPECIFIED.

△ SOLDER HOLES:

- 1) HOLE DIAMETER AFTER PLATING: 0.65~0.80mm.
- 2) DRILLED HOLE: 0.81~0.86mm
- 3) COPPER PLATING: 0.025mm MIN.
- 4) TIN-LEAD OR LEAD FREE PLATING: 0.005~0.015mm.

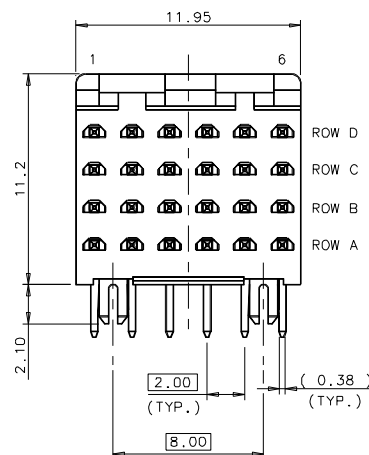
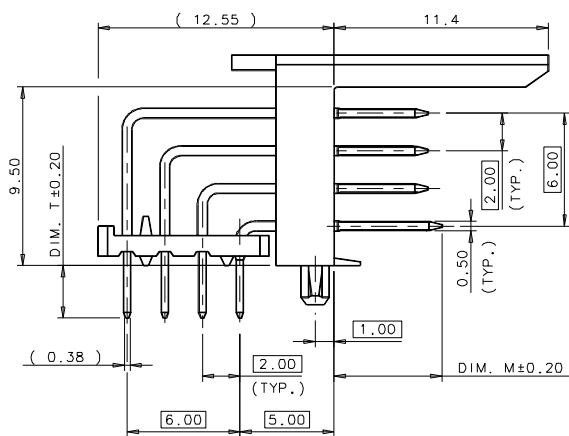
2. ELECTRICAL CHARACTERISTICS:

- 1) CURRENT RATING: 1A MAX. PER CONTACT WITH ALL CONTACTS ENERGIZED.
- 2) DIELECTRIC WITHSTANDING VOLTAGE: 1000V.A.C.

3. MECHANICAL CHARACTERISTICS:

- 1) THE MATING FORCE OF HEADER & REC. TO BE 0.45 N MAX. PER PIN AND THE UNMATING FORCE TO BE 0.15 N MIN. PER PIN.

4. DESIGNED TO CONFORM WITH IEC 61076-4-104



PART LIST

1 F 1 1 0 2 4 * - S * * 9 S * - * *

PLATING SPEC:

- 1: GOLD FLASH
- 3: 0.76um(30u*)MIN. GOLD PLATING
- 5: 1.27um(50u*)MIN. GOLD PLATING
- 6: 0.25um(10u*)MIN. GOLD PLATING
- A: 0.76um(30u*)MIN. FPT PLATING
- 0.25um(10u*)MIN. GOLD INCLUDED
- C: 1.27um(50u*)MIN. FPT PLATING
- 0.50um(20u*)MIN. GOLD INCLUDED
- D: 1.27um(50u*)MIN. FPT PLATING
- 0.25um(10u*)MIN. GOLD INCLUDED
- K: 0.51um(20u*)MIN. FPT PLATING
- 0.13um(5u*) MIN. GOLD INCLUDED

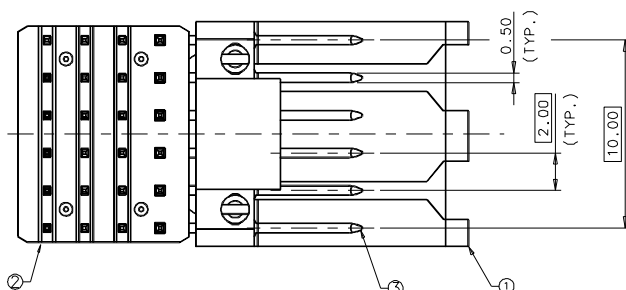
LEAD FREE CODE
N: NONE
F: LEAD FREE

PACKAGE TYPE
A: TUBE
7: TAPE&REEL

EXTENSION CODE
N: NORMAL PLATING
T: SELECTIVE PLATING
L: NORMAL PLATING
WHIT LUBRICANT
M: SELECTIVE PLATING
WHIT LUBRICANT

SELECTIVE PIN PATTERN
(DETAIL SEE TABLE AT SHEET 2/2)

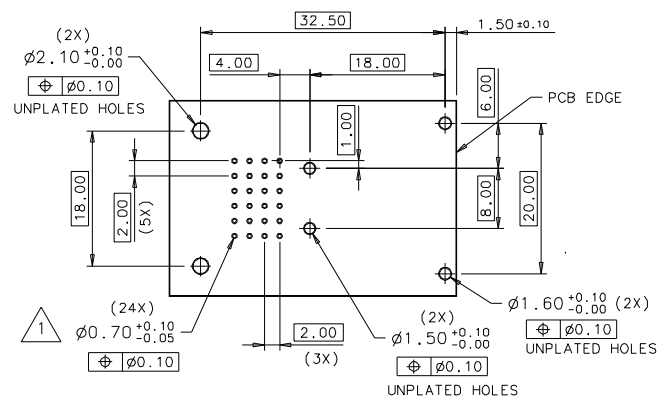
BODY TYPE
RIGHT ANGLE,
SELECTIVE PIN TYPE



3	CONTACT	PHOSPHOR BRONZE	1) 2.54(100u*)MIN. NICKEL UNDERPLATING. 2) 3.81(150u*)MIN. TIN LEAD OR LEAD FREE PLATING ON SOLDER AREA. 3) PLATING SPEC. OF MATING AREA, DETAIL REFER TO PART LIST.
2	WAFER	LCP	IVORY WHITE, UL 94V-0
1	HOUSING	LCP	IVORY WHITE, UL 94V-0
ITEM	DESCRIPTION	MATERIAL	TREATMENT
X.±	X.° ± 3°	UNITS mm	FOXCONN HON HAI PRECISION IND. CO., LTD. TAIPEI, TAIWAN, R.O.C. TITLE: CUSTOMER DRAWING SIGNAL RIGHT ANGLE TYPE APPD: L.C. WU 09/16/08 DWG NO.: 343-0000-1001 CHKD: CAMVARD 09/16/08 DR: MAC JIAO 09/15/08
.X ± 0.3	.X ° ±	MAT'L	
.XX ± 0.15	.XX ° ±	FINISH	
.XXX ±	.XXX ° ±		
THESE DRAWINGS AND SPECIFICATIONS ARE THE PROPERTY OF HON HAI PRECISION IND. CO., LTD. AND SHALL NOT BE REPRODUCED, COPIED OR USED IN ANY MANNER WITHOUT THE PRIOR WRITTEN CONSENT OF HON HAI PRECISION IND. CO., LTD.			SCALE SHEET REV. 5:1 1/2 E

FOXCONN P/N	CONFIGURATION					
	1	2	3	4	5	6
1F11024*-S019S+***	D	41	41	41	41	41
	C	31	31	31	31	31
	B	21	21	21	21	21
1F11024*-S029S+***	A	12	12	12	12	12
	D	41	42	42	42	42
	C	32	31	32	32	32
1F11024*-S039S+***	B	22	22	22	22	22
	A	12	12	12	12	12
	D	41	41	41	41	41
	C	—	—	—	—	—
	B	21	21	21	21	21
	A	—	—	—	—	—

PIN CODE	DIMENSIONS	
	DIM. T	DIM. M
12	2.80	5.75
21	2.80	5.00
31	2.80	5.00
41	2.80	5.00
22	2.80	5.75
32	2.80	5.75
42	2.80	5.75
—	EMPTY POSITION	



RECOMMENDED PCB LAYOUT
(COMPONENT SIDE)

X, ±	X, ± 3*	UNITS	mm	NAME (INTENDED USE)	FOXCONN HON HAI PRECISION IND. CO., LTD. TAIPEI, TAIWAN, R.O.C.
.X ± 0.30	.X ±	MAT'L		FUTURE BUS HEADER CONNECTOR	
.XX ± 0.15	.XX ±	FINISH		PART NO. (INTENDED USE)	TITLE: CUSTOMER DRAWING SIGNAL RIGHT ANGLE TYPE
.XXX ±	.XXX ±	Q'TY		1F11024*-S**9S-***	
<small>THESE DRAWINGS AND SPECIFICATIONS ARE THE PROPERTY OF HON HAI PRECISION IND. CO., LTD. AND SHALL NOT BE REPRODUCED, COPIED OR USED IN ANY MANNER WITHOUT THE PRIOR WRITTEN CONSENT OF HON HAI PRECISION IND. CO., LTD.</small>				APPD:	L.C. WU 09/16'08
				CHKD:	CAMVARD 09/16'08
				DR:	MAC JIAO 09/15'08
				SCALE SHEET REV. N/A 2/2 E	